









Aluminum and Stainless Steel Cam & Groove Couplings

TYPE A				
Photo	SIZE		IMPA CODE	
	Inch	mm	Aluminum	S.Steel
	1/2	15	351701	351731
	3/4	20	351702	351732
	1	25	351703	351733
	1 1/4	32	351704	351734
	1 1/2	40	351705	351735
	2	50	351706	351736
	2 1/2	65	351707	351737
	3	80	351708	351738
	4	100	351709	351739
TYPE C				
Photo	SIZE		IMPA CODE	
	Inch	mm	Aluminum	S.Steel
	1/2	15	352000	352030
	3/4	20	352001	352031
	1	25	352002	352032
	1 1/4	32	352003	352033
	1 1/2	40	352004	352034



TYPE B				
Photo	SIZE		IMPA CODE	
	Inch	mm	Aluminum	S.Steel
	1/2	15	351851	351881
	3/4	20	351852	351882
	1	25	351853	351883
	1 1/4	32	351854	351884
	1 1/2	40	351855	351885
	2	50	351856	351886
	2 1/2	65	351857	351887
	3	80	351858	351888
	4	100	351859	351889
TYPE D				
Photo	SIZE		IMPA CODE	
	Inch	mm	Aluminum	S.Steel
	1/2	15	351801	351831
	3/4	20	351802	351832
	1	25	351803	351833
	1 1/4	32	351804	351834
	1 1/2	40	351805	351835


	2	50	352005	352035
	2 1/2	65	352006	352036
	3	80	352007	352037
	4	100	352008	352038

TYPE DC



Photo	SIZE		IMPA CODE	
	Inch	mm	Aluminum	S.Steel
	1/2	15	352051	352080
	3/4	20	352051	352081
	1	25	352052	352082
	1 1/4	32	352053	352083
	1 1/2	40	352054	352084
	2	50	352055	352085
	2 1/2	65	352056	352086
	3	80	352057	352087
	4	100	352058	352088

TYPE E



Photo	SIZE		IMPA CODE	
	Inch	mm	Aluminum	S.Steel
	1/2	15	351900	351930
	3/4	20	351901	351931
	1	25	351902	351932
	1 1/4	32	351903	351933
	1 1/2	40	351904	351934
	2	50	351905	351935
	2 1/2	65	351906	351936
	3	80	351907	351937
	4	100	351908	351938

	2	50	351806	351836
	2 1/2	65	351807	351837
	3	80	351808	351838
	4	100	351809	351839

TYPE DP

Photo	SIZE		IMPA CODE	
	Inch	mm	Aluminum	S.Steel
	1/2	15	351950	351980
	3/4	20	351951	351981
	1	25	351952	351982
	1 1/4	32	351953	351983
	1 1/2	40	351954	351984
	2	50	351955	351985
	2 1/2	65	351956	351986
	3	80	351957	351987
	4	100	351958	351988

TYPE F

Photo	SIZE		IMPA CODE	
	Inch	mm	Aluminum	S.Steel
	1/2	15	351751	351781
	3/4	20	351752	351782
	1	25	351753	351783
	1 1/4	32	351754	351784
	1 1/2	40	351755	351785
	2	50	351756	351786
	2 1/2	65	351757	351787
	3	80	351758	351788
	4	100	351759	351789